



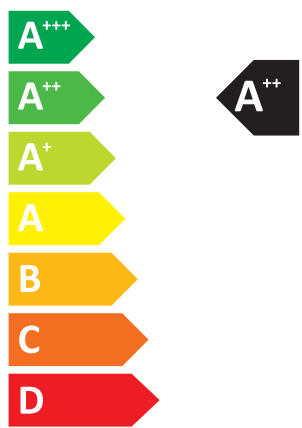
ENERG

енергия · ενεργεια



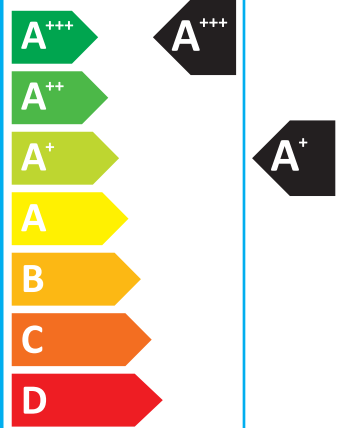
Model Indoor unit **MSZ-HR25VF(K)**
Outdoor unit **MUZ-HR25VF**

SEER



kW **2,5**
SEER **6,2**
kWh/annum **141**

SCOP



kW	1,1	1,9	X
SCOP	5,3	4,3	X
kWh/annum	289	614	X



57dB



63dB



ENERGIA · ЕНЕРГИЯ · ΕΝΕΡΓΕΙΑ · ENERGIJA · ENERGY · ENERGIE · ENERGI
626/2011

JG79Y444H04



A Model	B Indoor unit		MSZ-HR25VF MSZ-HR25VFK	MSZ-HR35VF MSZ-HR35VFK	MSZ-HR42VF MSZ-HR42VFK	MSZ-HR50VF MSZ-HR50VFK	
	C Outdoor unit		MUZ-HR25VF	MUZ-HR35VF	MUZ-HR42VF	MUZ-HR50VF	
D Sound power levels on cooling mode	E Inside	dB	57	60	60	60	
	F Out-side	dB	63	64	64	64	
G Refrigerant R32 GWP 675 *1							
H Cooling	SEER		6,2	6,2	6,5	6,5	
	I Energy efficiency class		A++	A++	A++	A++	
	K Annual electricity consumption *2 kWh/a		141	191	226	269	
	L Design load kw		2,5	3,4	4,2	5,0	
M Heating (Average / Warmer season)	SCOP		4,3 / 5,3	4,3 / 5,2	4,3 / 5,2	4,3 / 5,2	
	J Energy efficiency class		A+ / A+++	A+ / A+++	A+ / A+++	A+ / A+++	
	K Annual electricity consumption *2 kWh/a		614 / 289	781 / 344	928 / 427	1224 / 558	
	L Design load kw		1,9 / 1,1	2,4 / 1,3	2,9 / 1,6	3,8 / 2,1	
	N De-cleared capacity	P at reference design temperature	kw	1,9(-10°C) / 1,1(2°C)	2,4(-10°C) / 1,3(2°C)	2,9(-10°C) / 1,6(2°C)	3,8(-10°C) / 2,1(2°C)
		Q at bivalent temperature	kw	1,9(-10°C) / 1,1(2°C)	2,4(-10°C) / 1,3(2°C)	2,9(-10°C) / 1,6(2°C)	3,8(-10°C) / 2,1(2°C)
		R at operation limit temperature	kw	1,9(-10°C) / 1,9(-10°C)	2,4(-10°C) / 2,4(-10°C)	2,9(-10°C) / 2,9(-10°C)	3,8(-10°C) / 3,8(-10°C)
	T Back up heating capacity	kw	0,0(-10°C) / 0,0(2°C)	0,0(-10°C) / 0,0(2°C)	0,0(-10°C) / 0,0(2°C)	0,0(-10°C) / 0,0(2°C)	

	Deutsch	Italiano	Svenska	Polski	Eesti	Malti	Русский
A	Modell	Modello	Modell	Model	Mudel	Mudell	Модель
B	Innengerät	Unità interna	Inomhusenhet	Jednostka wewnętrzna	Sisesaade	Unità għal ġewwa	Внутренний прибор
C	Außengerät	Unità esterna	Utomhusenhet	Jednostka zewnętrzna	Välisseade	Unità għal barra	Наружный прибор
D	Schalleistungspegel im Kühlmodus	Livelli di potenza sonora in modalità di raffreddamento	Bullernivå i nedkylningsläget	Poziom mocy dźwięku w trybie chłodzenia	Müratasemed jahutusrežiimis	Livelli tal-qawwa tal-hsejjes fil-modalità tat-tkessiħ	Значения уровня звуковой мощности в режиме охлаждения
E	Innen	Interno	Insida	Wewnątrz	Sees	Ġewwa	Внутри
F	Außen	Esterno	Utsida	Na zewnątrz	Väljas	Barra	Снаружи
G	Kühlmittel	Refrigerante	Köldmedel	Czynnik chłodniczy	Külmutusagens	Refrigerant	Хладагент


	Deutsch	Italiano	Svenska	Polski	Eesti	Malti	Русский
H	Kühlen	Raffreddamento	Kyla	Chłodzenie	Jahutus	Tkessiħ	Охлаждение
J	Energieeffizienzklasse	Classe di efficienza energetica	Energiklass	Klasa energetyczna	Energiatõhususe klass	Klassi tal-effiċjenza fl-użu tal-enerġija	Класс эффективности использования энергии
K	Jahresstromverbrauch *2	Consumo annuale di energia elettrica *2	Årlig strömförbrukning *2	Zużycie prądu w skali roku *2	Aastane voolutarbimus *2	Konsum annwali tal-elettriku *2	Годовое потребление электроэнергии *2
L	Lastauslegung	Carico nominale	Dimensionerande belastning	Maksymalne obciążenie	Projekteeritud koormus	Tagħbija tad-disinn	Расчетная нагрузка
M	Chauffage (moyenne saison / saison chaude)	Θέρμανση (Εποχή με μέσες / υψηλότερες θερμοκρασίες)	Topeni (průměrná/teplá sezóna)	Ogrzewanie (Średnio / Topły sezon)	Téamh (Séasúr Meánach / Níos teo)	Lämmitys (Normaali / Lämpimämpi kausi)	Oppvarming (gjennomsnittlig / varmere årstid)
N	Nennkapazität	Capacità dichiarata	Deklarerad kapacitet	Deklarowana pojemność	Deklareritud võimsus	Kapaċità ddiċjarata	Гарантированная мощность
P	bei angegebener Referenztemperatur	alla temperatura di progetto di riferimento	vid dimensionerande referenstempertatur	w znamionowej temperaturze odniesienia	projekteerimise võrdlustemperatuur juures	f'temperatura tad-disinn ta' referenza	при эталонной расчетной температуре
Q	à la température de calcul de référence	σε θερμοκρασία σχεδιασμού αναφοράς	při referenční výpočtové teplotě	ob referenční nazivní temperaturi	ag teocht deartha tagartha	perusmitoitustämpötilassa	ved referansetemperatur for utforming
R	à température bivalente	à temperatura bivalente	vid bivalent temperatur	w temperaturze bivalentnej	bivalentse temperatuur juures	f'temperatura bivalenti	при бивалентной температуре
S	bei Temperatur an der Betriebsgrenze	alla temperatura limite di funzionamento	vid driftstemperatrens gränsvärde	w granicznej temperaturze roboczej	tõotamise piirtemperatuur juures	f'temperatura tal-limitu tat-tħaddim	при предельной рабочей температуре
T	Backup-Heizleistung	Capacità di riscaldamento addizionale	Kapacitet för reservvärme	Zapasowa pojemność grzewcza	Tagavara küttevoimsus	Kapaċità tat-tiħin ta' sostenn	Резервная тепловая мощность

PRODUCT INFORMATION (*1)			
ROOM AIR CONDITIONER	INDOOR MODEL OUTDOOR MODEL	MSZ-HR25VF / MSZ-HR25VFK MUZ-HR25VF	
Function (indicate if present)		If function includes heating: Indicate the heating season the information relates to. Indicated values should relate to one heating season at a time. Include at least the heating season 'Average'.	
cooling	Y	Average (mandatory)	Y
heating	Y	Warmer (if designated)	Y
		Colder (if designated)	N
Item	symbol	value	unit
Design load			
cooling	Pdesignc	2.5	kW
heating/Average	Pdesignh	1.9	kW
heating/Warmer	Pdesignh	1.1	kW
heating/Colder	Pdesignh	x	kW
Declared cEFacility for cooling, at indoor temperature 27(19)°C and outdoor temperature Tj		Declared energy efficiency ratio, at indoor temperature 27(19) °C and outdoor temperature Tj	
Tj=35°C	Pdc	2.5	kW
Tj=30°C	Pdc	1.9	kW
Tj=25°C	Pdc	1.2	kW
Tj=20°C	Pdc	1.0	kW
Declared cEFacility for heating/Average season, at indoor temperature 20°C and outdoor temperature Tj		Declared coefficient of performance/Average season, at indoor temperature 20°C and outdoor temperature Tj	
Tj=-7°C	Pdh	1.7	kW
Tj=2°C	Pdh	1.1	kW
Tj=7°C	Pdh	0.7	kW
Tj=12°C	Pdh	0.8	kW
Tj=bivalent temperature	Pdh	1.9	kW
Tj=operating limit	Pdh	1.9	kW
Declared cEFacility for heating/Warmer season, at indoor temperature 20°C and outdoor temperature Tj		Declared coefficient of performance/Warmer season, at indoor temperature 20°C and outdoor temperature Tj	
Tj=2°C	Pdh	1.1	kW
Tj=7°C	Pdh	0.7	kW
Tj=12°C	Pdh	0.8	kW
Tj=bivalent temperature	Pdh	1.1	kW
Tj=operating limit	Pdh	1.9	kW
Declared cEFacility for heating/Colder season, at indoor temperature 20°C and outdoor temperature Tj		Declared coefficient of performance/Colder season, at indoor temperature 20°C and outdoor temperature Tj	
Tj=-7°C	Pdh	x	kW
Tj=2°C	Pdh	x	kW
Tj=7°C	Pdh	x	kW
Tj=12°C	Pdh	x	kW
Tj=bivalent temperature	Pdh	x	kW
Tj=operating limit	Pdh	x	kW
Tj=-15°C	Pdh	x	kW
Bivalent temperature		Operating limit temperature	
heating/Average	Tbiv	-10	°C
heating/Warmer	Tbiv	2	°C
heating/Colder	Tbiv	x	°C
Cycling interval cEFacility		Cycling interval efficiency	
for cooling	Pcycc	x	kW
for heating	Pcyh	x	kW
Degradation co-efficient cooling	Cdc	0.25	-
for cooling	EERcyc	x	-
for heating	COPcyc	x	-
Degradation co-efficient heating	Cdh	0.25	-
Electric power input in power modes other than 'active mode'		Annual electricity consumption	
off mode	P _{OFF}	4.0	W
standby mode	P _{SB}	4.0	W
thermostat - off mode	P _{TO}	6.0	W
crankcase heater mode	P _{CK}	0.0	W
cooling	Q _{CE}	141	kWh/a
heating/Average	Q _{HE}	614	kWh/a
heating/Warmer	Q _{HE}	289	kWh/a
heating/Colder	Q _{HE}	x	kWh/a
CEFacility control (indicate one of three options)		Other items	
fixed		N	
staged		N	
variable		Y	
Sound power level (indoor/outdoor)	L _{WA}	57/63	dB(A)
Global warming potential	GWP (*2)	675	kgCO ₂ eq.
Rated air flow (indoor/outdoor)		582/1818	m ³ /h
Contact details for obtaining more information	MITSUBISHI ELECTRIC CORPORATION SHIZUOKA WORKS 3-18-1, Oshika, Suruga-ku, Shizuoka 422-8528, Japan E-mail: melshierp@MitsubishiElectric.co.jp		

(*1) This information is based on the "product information requirement" in COMMISSION REGULATION (EU) No. 206/2012.

(*2) This GWP value is based on Regulation(EU)No. 517/2014 from IPCC 4th Assessment Report.

For Regulation (EU) No. 626/2001, which cites the IPCC Third Assessment Report, Climate Change 2001, the GWP is 550.

TECHNICAL DOCUMENTATION ⁽¹⁾			
ROOM AIR CONDITIONER	INDOOR MODEL	MSZ-HR25VF / MSZ-HR25VFK	280H*838W*228D (mm)
	OUTDOOR MODEL	MUZ-HR25VF	538H*699W*249D (mm)
Function			
	cooling		Y
	heating		Y
The heating season			
	Average (mandatory)		Y
	Warmer (if designated)		Y
	Colder (if designated)		N
CEFacility control			
	fixed		N
	staged		N
	variable		Y
Item	symbol	value	unit
Seasonal efficiency ⁽²⁾			
cooling	SEER	6.2	-
heating/Average	SCOP/A	4.3	-
heating/Warmer	SCOP/W	5.3	-
heating/Colder	SCOP/C	x	-
Energy efficiency class			
cooling	SEER	A++	-
heating/Average	SCOP/A	A+	-
heating/Warmer	SCOP/W	A+++	-
heating/Colder	SCOP/C	x	-
Other items			
Sound power level (indoor/outdoor)	L _{WA}	57/63	dB(A)
Refrigerant	-	R32	-
Global warming potential	GWP ⁽³⁾	675	kgCO ₂ eq.
identification and signature of the person empowered to bind the supplier	 Kenichi Saito Department Manager, Quality Assurance Department Mitsubishi Electric Air Conditioning Systems Manufacturing Turkey Joint Stock Company		

(1) This information is based on COMMISSION DELEGATED REGULATION (EU) No. 626/2011.

(2) SEER/SCOP values are measured based on EN 14825:2016: Testing and rating at part load conditions and calculation of seasonal performance.

(3) This GWP value is based on Regulation (EU) No. 517/2014 from IPCC 4th Assessment Report.

For Regulation (EU) No. 626/2001, which cites the IPCC Third Assessment Report, Climate Change 2001, the GWP is 550.