



# ENERG

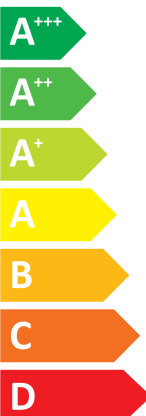
енергия · ενεργεια

Y IJA  
IE IA



Model Indoor unit **MFZ-KW50VG**  
Outdoor unit **MUFZ-KW50VGHZ**


SEER



**A<sup>++</sup>**

kW **5,0**  
SEER **6,8**  
kWh/annum **255**

SCOP



**A<sup>+++</sup>**

**A<sup>+</sup>**

**B**

kW	2,5	4,5	6,6
SCOP	5,1	4,2	3,2
kWh/annum	677	1500	4267



**56dB**



**65dB**



ENERGIA · ЕНЕРГИЯ · ΕΝΕΡΓΕΙΑ · ENERGIJA · ENERGY · ENERGIE · ENERGI  
626/2011

JG79N182H03






PRODUCT INFORMATION (*1)				
ROOM AIR CONDITIONER	INDOOR MODEL	MFZ-KW50VG		
	OUTDOOR MODEL	MUFG-KW50VGHZ		
Function (indicate if present)		If function includes heating: Indicate the heating season the information relates to. Indicated values should relate to one heating season at a time. Include at least the heating season		
cooling		Y		
heating		Y		
		Average (mandatory)	Y	
		Warmer (if designated)	Y	
		Colder (if designated)	Y	
Item	symbol	value	unit	
<b>Design load</b>				
cooling	Pdesignc	5.0	kW	
heating/Average	Pdesignh	4.5	kW	
heating/Warmer	Pdesignh	2.5	kW	
heating/Colder	Pdesignh	6.6	kW	
<b>Declared capacity for cooling, at indoor temperature 27(19)°C and outdoor temperature Tj</b>				
Tj=35°C	Pdc	5.0	kW	
Tj=30°C	Pdc	3.7	kW	
Tj=25°C	Pdc	2.5	kW	
Tj=20°C	Pdc	1.5	kW	
<b>Declared capacity for heating/Average season, at indoor temperature 20°C and outdoor temperature Tj</b>				
Tj=-7°C	Pdh	4.1	kW	
Tj=2°C	Pdh	2.5	kW	
Tj=7°C	Pdh	1.9	kW	
Tj=12°C	Pdh	1.7	kW	
Tj=bivalent temperature	Pdh	4.5	kW	
Tj=operating limit	Pdh	4.0	kW	
<b>Declared capacity for heating/Warmer season, at indoor temperature 20°C and outdoor temperature Tj</b>				
Tj=2°C	Pdh	2.5	kW	
Tj=7°C	Pdh	1.9	kW	
Tj=12°C	Pdh	1.7	kW	
Tj=bivalent temperature	Pdh	2.5	kW	
Tj=operating limit	Pdh	4.0	kW	
<b>Declared capacity for heating/Colder season, at indoor temperature 20°C and outdoor temperature Tj</b>				
Tj=-7°C	Pdh	4.1	kW	
Tj=2°C	Pdh	2.5	kW	
Tj=7°C	Pdh	1.9	kW	
Tj=12°C	Pdh	1.7	kW	
Tj=bivalent temperature	Pdh	4.5	kW	
Tj=operating limit	Pdh	4.0	kW	
Tj=-15°C	Pdh	4.0	kW	
<b>Bivalent temperature</b>				
heating/Average	Tbiv	-10	°C	
heating/Warmer	Tbiv	2	°C	
heating/Colder	Tbiv	-10	°C	
<b>Cycling interval capacity</b>				
for cooling	Pcycc	x	kW	
for heating	Pcyh	x	kW	
Degradation co-efficient	Cdc	0.25	-	
<b>Electric power input in power modes other than 'active mode'</b>				
off mode	P <sub>OFF</sub>	3.0	W	
standby mode	P <sub>SB</sub>	3.0	W	
thermostat - off mode	P <sub>TO</sub>	10.0	W	
crankcase heater mode	P <sub>CK</sub>	0.0	W	
<b>Capacity control (indicate one of three options)</b>				
fixed		N		
staged		N		
variable		Y		
<b>Seasonal efficiency</b>				
cooling	SEER	6.8	-	
heating/Average	SCOP/A	4.2	-	
heating/Warmer	SCOP/W	5.1	-	
heating/Colder	SCOP/C	3.2	-	
<b>Declared energy efficiency ratio, at indoor temperature 27(19)°C and outdoor temperature Tj</b>				
Tj=35°C	EERd	3.6	-	
Tj=30°C	EERd	5.2	-	
Tj=25°C	EERd	7.9	-	
Tj=20°C	EERd	11.9	-	
<b>Declared coefficient of performance/Average season, at indoor temperature 20°C and outdoor temperature Tj</b>				
Tj=-7°C	COPd	2.7	-	
Tj=2°C	COPd	4.2	-	
Tj=7°C	COPd	5.4	-	
Tj=12°C	COPd	6.2	-	
Tj=bivalent temperature	COPd	2.4	-	
Tj=operating limit	COPd	1.6	-	
<b>Declared coefficient of performance/Warmer season, at indoor temperature 20°C and outdoor temperature Tj</b>				
Tj=2°C	COPd	4.2	-	
Tj=7°C	COPd	5.4	-	
Tj=12°C	COPd	6.2	-	
Tj=bivalent temperature	COPd	4.2	-	
Tj=operating limit	COPd	1.6	-	
<b>Declared coefficient of performance/Colder season, at indoor temperature 20°C and outdoor temperature Tj</b>				
Tj=-7°C	COPd	2.7	-	
Tj=2°C	COPd	4.2	-	
Tj=7°C	COPd	5.4	-	
Tj=12°C	COPd	6.2	-	
Tj=bivalent temperature	COPd	2.4	-	
Tj=operating limit	COPd	1.6	-	
Tj=-15°C	COPd	1.6	-	
<b>Operating limit temperature</b>				
heating/Average	Tol	-25	°C	
heating/Warmer	Tol	-25	°C	
heating/Colder	Tol	-25	°C	
<b>Cycling interval efficiency</b>				
for cooling	EERcyc	x	-	
for heating	COPcyc	x	-	
Degradation co-efficient	Cdh	0.25	-	
<b>Annual electricity consumption</b>				
cooling	Q <sub>CE</sub>	255	kWh/a	
heating/Average	Q <sub>HE</sub>	1500	kWh/a	
heating/Warmer	Q <sub>HE</sub>	677	kWh/a	
heating/Colder	Q <sub>HE</sub>	4267	kWh/a	
<b>Other items</b>				
Sound power level (indoor/outdoor)	L <sub>WA</sub>	56/65	dB(A)	
Global warming potential	GWP (*2)	675	kgCO <sub>2</sub> eq.	
Rated air flow (indoor/outdoor)	-	636/2628	m <sup>3</sup> /h	
Contact details for obtaining more information	MITSUBISHI ELECTRIC CORPORATION SHIZUOKA WORKS 3-18-1, Oshika, Suruga-ku, Shizuoka 422-8528, Japan E-mail: melshierp@MitsubishiElectric.co.jp			

(\*1) This information is based on the "product information requirement" in COMMISSION REGULATION (EU) No206/2012.

(\*2) This GWP value is based on Regulation(EU)No.517/2014 from IPCC 4th Assessment Report.

For Regulation (EU) No. 626/2001, which cites the IPCC Third Assessment Report, Climate Change 2001, the GWP is 550.

TECHNICAL DOCUMENTATION (1)			
ROOM AIR CONDITIONER	INDOOR MODEL	MFZ-KW50VG	600H*750W*215D (mm)
	OUTDOOR MODEL	MUFZ-KW50VGHZ	880H*840W*330D (mm)
<b>Function</b>			
	cooling		Y
	heating		Y
<b>The heating season</b>			
	Average (mandatory)		Y
	Warmer (if designated)		Y
	Colder (if designated)		Y
<b>Capacity control</b>			
	fixed		N
	staged		N
	variable		Y
<b>Item</b>	<b>symbol</b>	<b>value</b>	<b>unit</b>
<b>Seasonal efficiency (2)</b>			
cooling	SEER	6.8	-
heating/Average	SCOP/A	4.2	-
heating/Warmer	SCOP/W	5.1	-
heating/Colder	SCOP/C	3.2	-
<b>Energy efficiency class</b>			
cooling	SEER	A++	-
heating/Average	SCOP/A	A+	-
heating/Warmer	SCOP/W	A+++	-
heating/Colder	SCOP/C	B	-
<b>Other items</b>			
Sound power level (indoor/outdoor)	L <sub>WA</sub>	56/65	dB(A)
Refrigerant	-	R32	-
Global warming potential	GWP (3)	675	kgCO <sub>2</sub> eq.
identification and signature of the person empowered to bind the supplier			
	Tadashi Saito Department Manager, Quality Assurance Department MITSUBISHI ELECTRIC CONSUMER PRODUCTS(THAILAND) CO.,LTD		

(1) This information is based on COMMISSION DELEGATED REGULATION (EU)No626/2011.

(2) SEER/SCOP values are measured based on EN 14825:2016: Testing and rating at part load conditions and calculation of seasonal performance.

(3) This GWP value is based on Regulation(EU)No.517/2014 from IPCC 4th Assessment Report.

For Regulation (EU) No. 626/2001, which cites the IPCC Third Assessment Report, Climate Change 2001, the GWP is 550.