

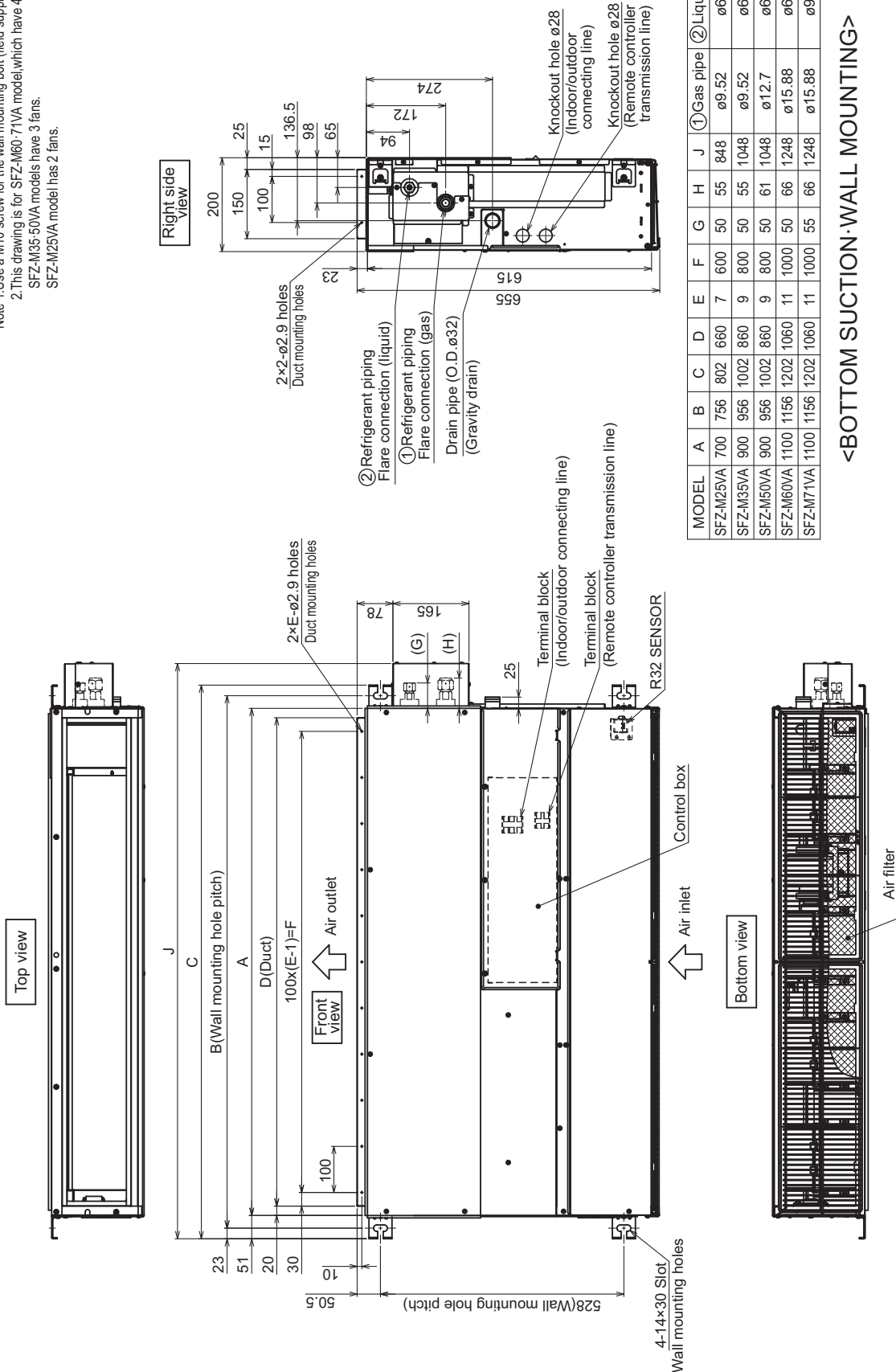
[1] OUTLINES & DIMENSIONS

INDOOR UNIT

SFZ-M25, 35, 50, 60, 71VA(-ET).TH Bottom suction · wall mounting

Unit: mm

Note 1. Use a M10 screw for the wall mounting bolt (field supply).  
 2. This drawing is for SFZ-M60-71VA model, which have 4 fans.  
 SFZ-M35-50VA models have 3 fans.  
 SFZ-M25VA model has 2 fans.

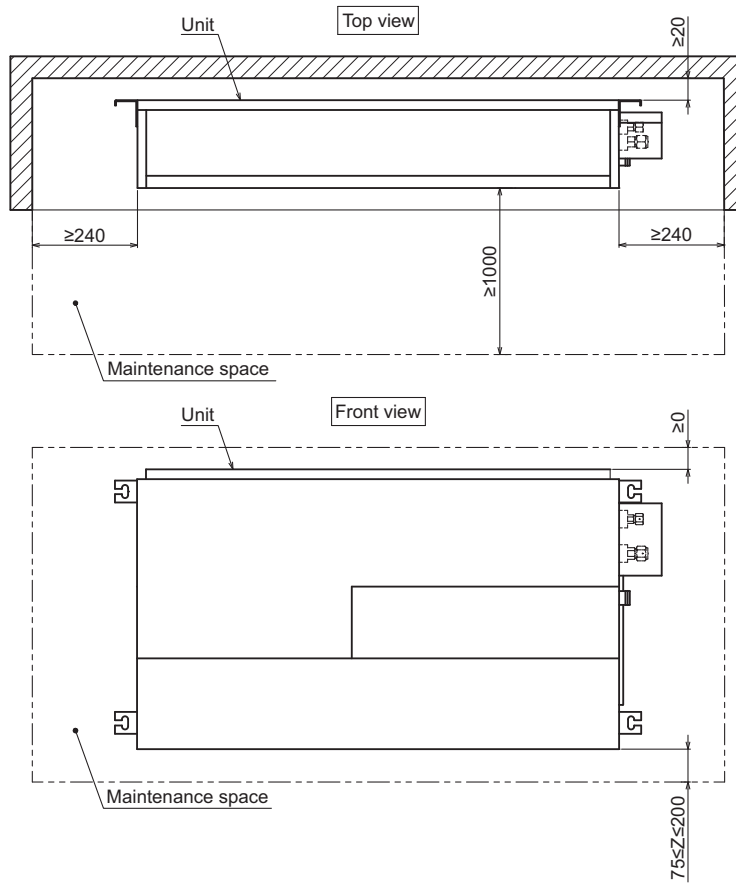


MODEL	A	B	C	D	E	F	G	H	J	① Gas pipe	② Liquid pipe
SFZ-M25VA	700	756	802	660	7	600	50	55	848	ø9.52	ø6.35
SFZ-M35VA	900	956	1002	860	9	800	50	55	1048	ø9.52	ø6.35
SFZ-M50VA	900	956	1002	860	9	800	50	61	1048	ø12.7	ø6.35
SFZ-M60VA	1100	1156	1202	1060	11	1000	50	66	1248	ø15.88	ø6.35
SFZ-M71VA	1100	1156	1202	1060	11	1000	55	66	1248	ø15.88	ø9.52

<BOTTOM SUCTION-WALL MOUNTING>

Unit: mm

SFZ-M25,35,50,60,71VA(-ET).TH Bottom suction-wall mounting  
 [Maintenance access space]  
 Secure enough access space to allow for the maintenance, inspection,  
 and replacement of the motor, fan, heat exchanger, drain pan and control box.

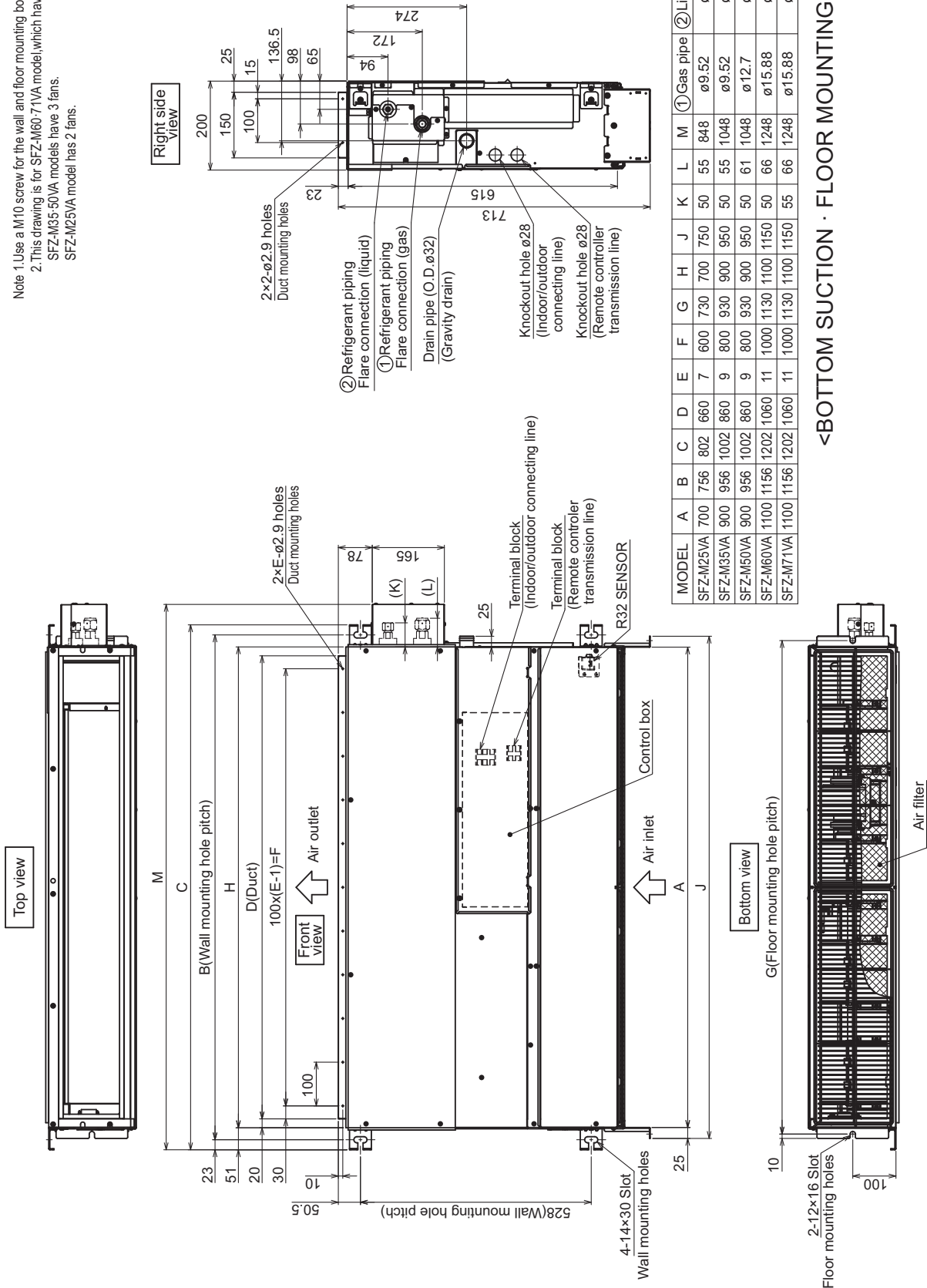


**INDOOR UNIT**

**SFZ-M25, 35, 50, 60, 71VA(-ET).TH Bottom suction · wall mounting**

Unit: mm

Note 1. Use a M10 screw for the wall and floor mounting bolt (field supply).  
 2. This drawing is for SFZ-M60-71VA model, which have 4 fans.  
 SFZ-M35-50VA models have 3 fans.  
 SFZ-M25VA model has 2 fans.



MODEL	A	B	C	D	E	F	G	H	J	K	L	M	① Gas pipe	② Liquid pipe
SFZ-M25VA	700	756	802	660	7	600	730	700	750	50	55	848	ø9.52	ø6.35
SFZ-M35VA	900	956	1002	860	9	800	930	900	950	50	55	1048	ø9.52	ø6.35
SFZ-M50VA	900	956	1002	860	9	800	930	900	950	50	61	1048	ø12.7	ø6.35
SFZ-M60VA	1100	1156	1202	1060	11	1000	1130	1100	1150	50	66	1248	ø15.88	ø6.35
SFZ-M71VA	1100	1156	1202	1060	11	1000	1130	1100	1150	55	66	1248	ø15.88	ø9.52

<BOTTOM SUCTION · FLOOR MOUNTING>

Unit: mm

SFZ-M25,35,50,60,71VA(-ET).TH Bottom suction-wall mounting  
 [Maintenance access space]  
 Secure enough access space to allow for the maintenance, inspection,  
 and replacement of the motor, fan, heat exchanger, drain pan and control box.

