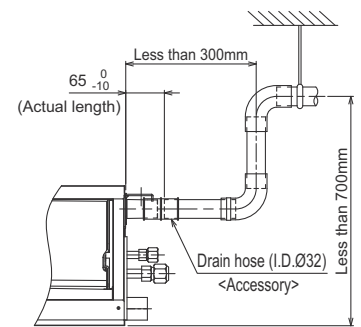
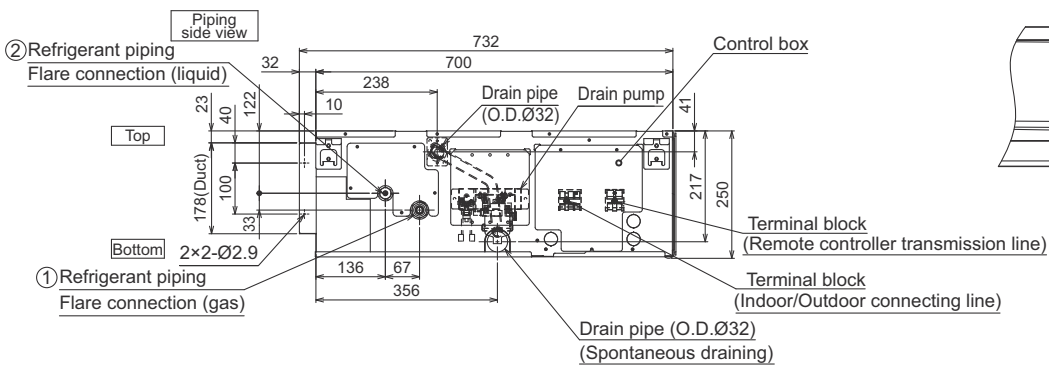
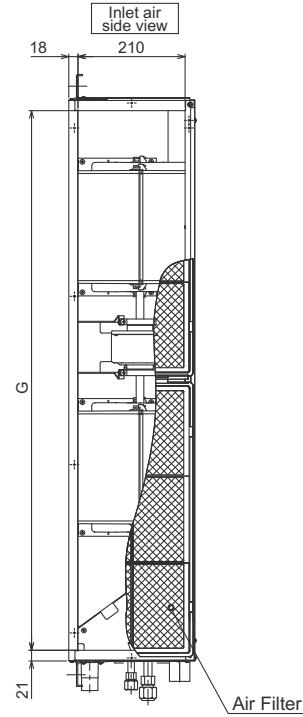
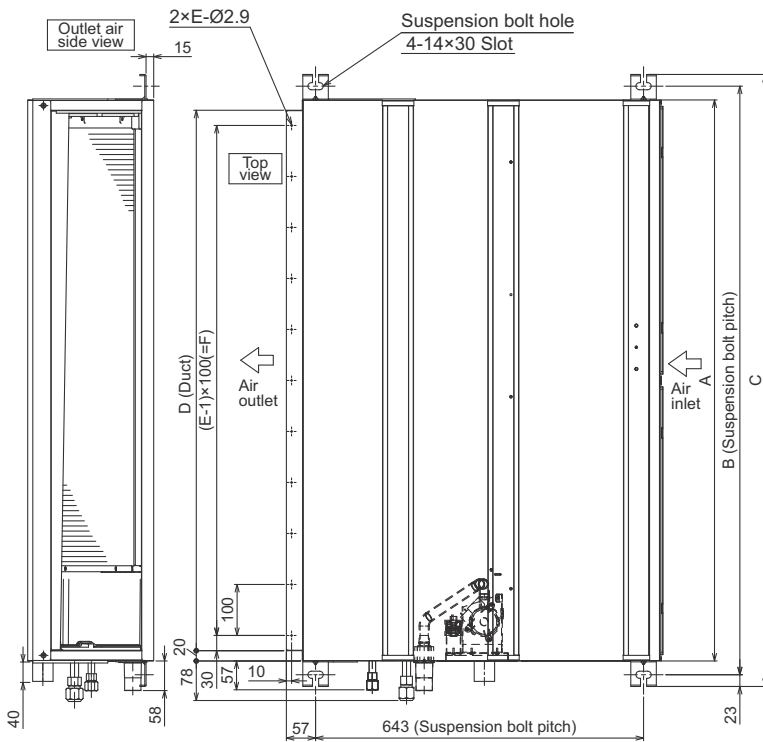


A.6.2 OUTLINES AND DIMENSIONS

Unit : mm

- PEAD-M35JA2
- PEAD-M50JA2
- PEAD-M60JA2
- PEAD-M71JA2
- PEAD-M100JA2
- PEAD-M125JA2
- PEAD-M140JA2

CEILING-CONCEALED OUTLINES AND DIMENSIONS



Model	A	B	C	D	E	F	G	① Gas pipe	② Liquid pipe
PEAD-M35, 50JA2	900	954	1000	860	9	800	858	Ø12.7	Ø6.35
PEAD-M60, 71JA2	1100	1154	1200	1060	11	1000	1058	Ø15.88	Ø9.52
PEAD-M100, 125JA2	1400	1454	1500	1360	14	1300	1358		
PEAD-M140JA2	1600	1654	1700	1560	16	1500	1558		

- Note1. Use M10 screw for the Suspension bolt (field supply).
 2. Keep the service space for the maintenance at the bottom.
 3. This chart indicates for PEAD-M60, 71JA2 models, which have 2 fans.
 PEAD-M35, 50JA2 models have 2 fans.
 PEAD-M100, 125, 140JA2 models have 3 fans.
 4. In case of the inlet duct is used, remove the air filter (supply with the unit), then install the filter (field supply) at suction side.