

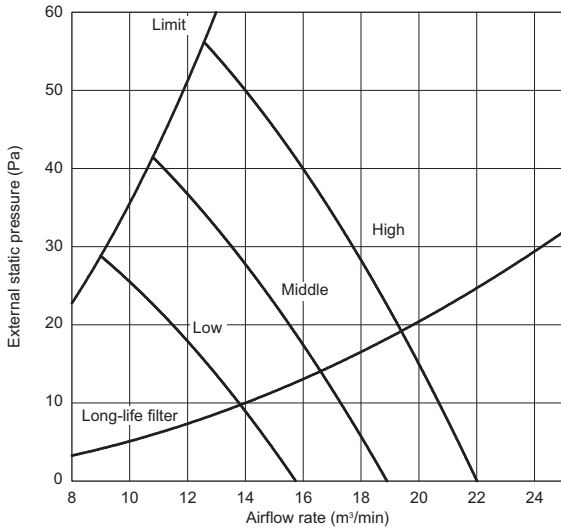
6. FAN CHARACTERISTICS CURVES

Ceiling concealed (High static pressure type)

PEFY-P-VMHS-E

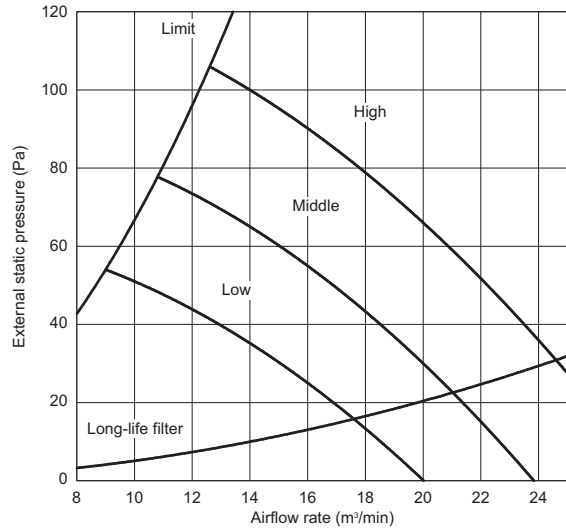
PEFY-P40, 50VMHS-E

External static pressure : 50Pa
Power source : 220-240V, 50/60Hz



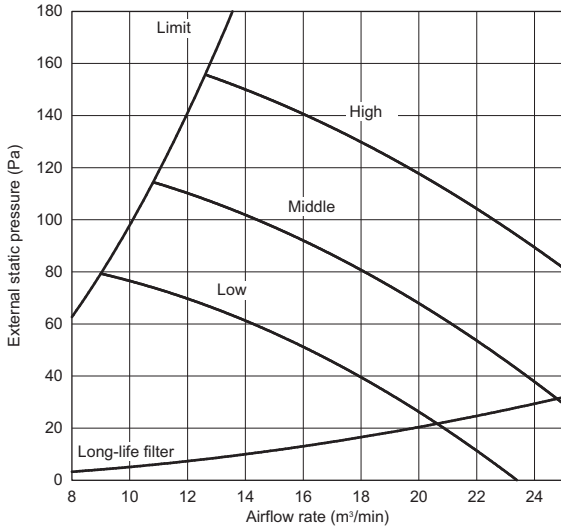
PEFY-P40, 50VMHS-E

External static pressure : 100Pa
Power source : 220-240V, 50/60Hz



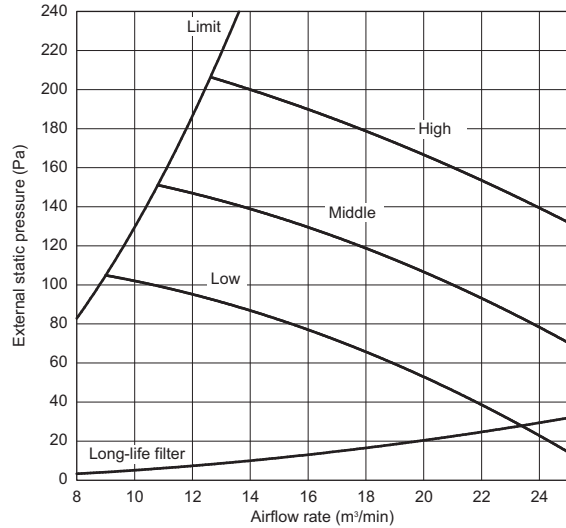
PEFY-P40, 50VMHS-E

External static pressure : 150Pa
Power source : 220-240V, 50/60Hz



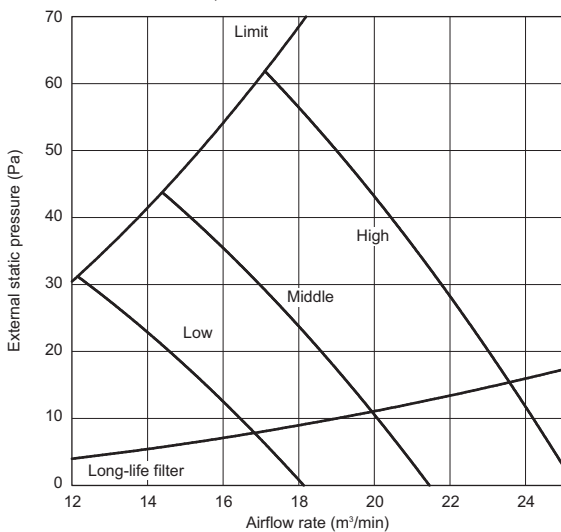
PEFY-P40, 50VMHS-E

External static pressure : 200Pa
Power source : 220-240V, 50/60Hz



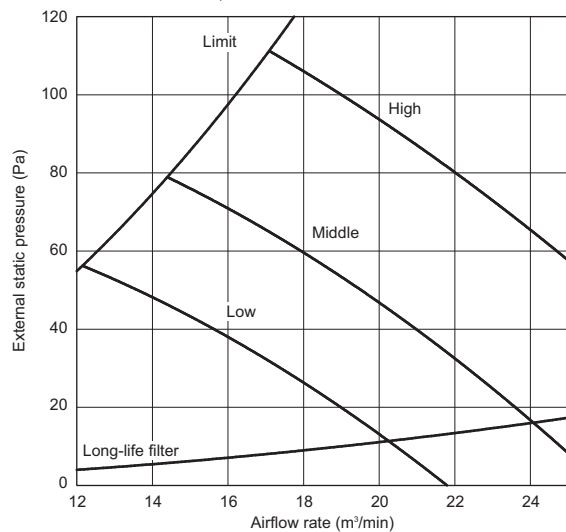
PEFY-P63VMHS-E

External static pressure : 50Pa
Power source : 220-240V, 50/60Hz



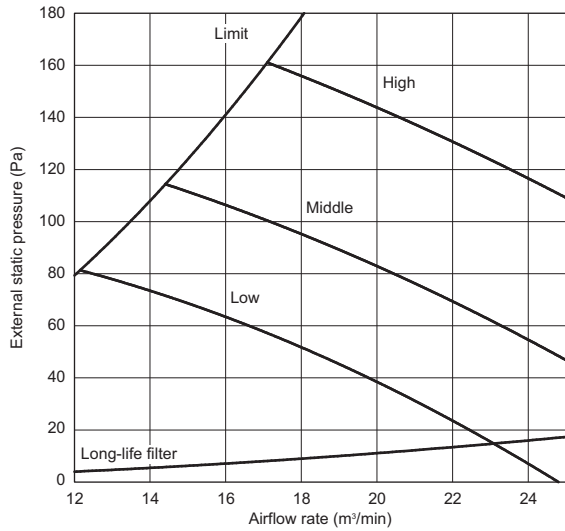
PEFY-P63VMHS-E

External static pressure : 100Pa
Power source : 220-240V, 50/60Hz



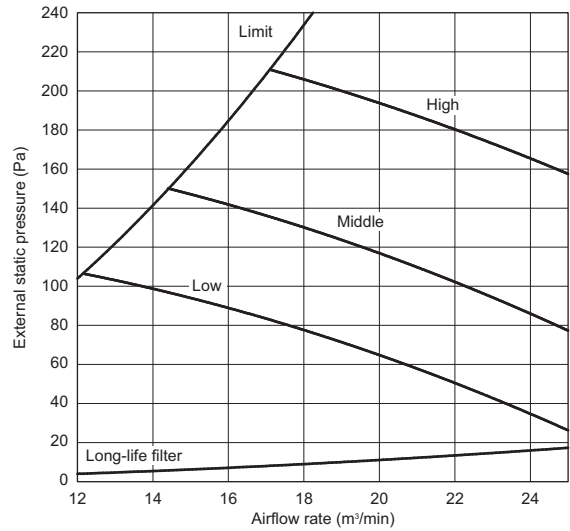
PEFY-P63VMHS-E

External static pressure : 150Pa
Power source : 220-240V, 50/60Hz



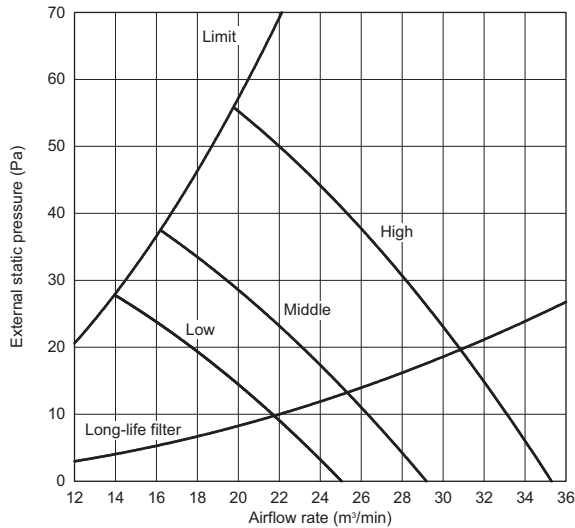
PEFY-P63VMHS-E

External static pressure : 200Pa
Power source : 220-240V, 50/60Hz



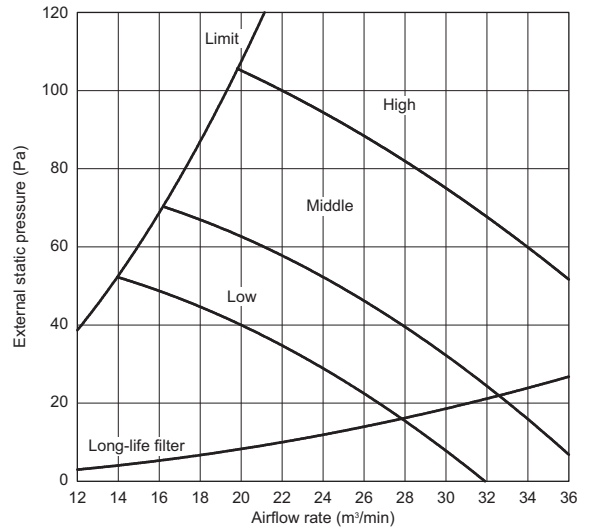
PEFY-P71VMHS-E

External static pressure : 50Pa
Power source : 220-240V, 50/60Hz



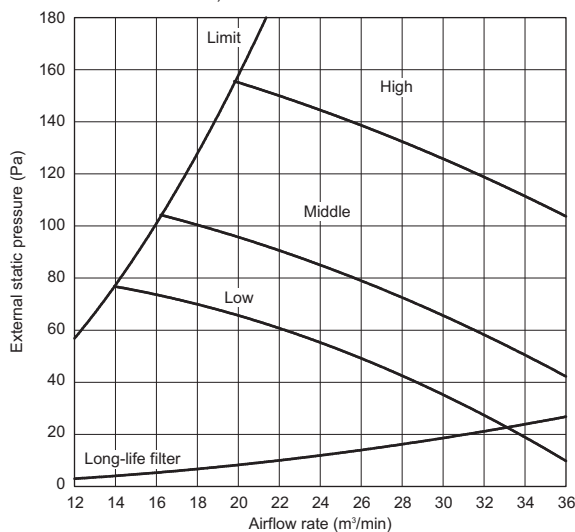
PEFY-P71VMHS-E

External static pressure : 100Pa
Power source : 220-240V, 50/60Hz



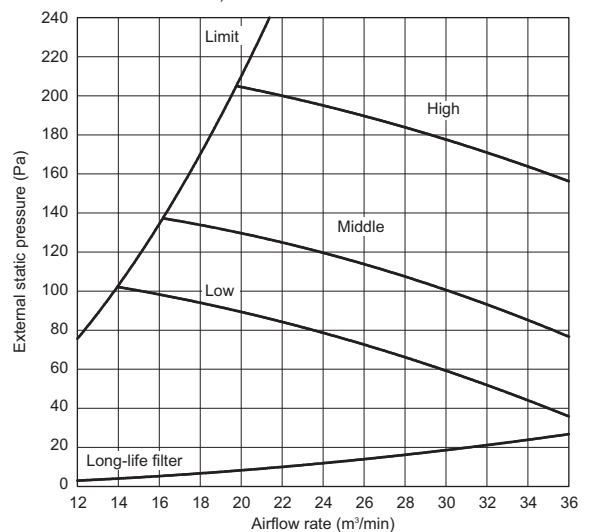
PEFY-P71VMHS-E

External static pressure : 150Pa
Power source : 220-240V, 50/60Hz



PEFY-P71VMHS-E

External static pressure : 200Pa
Power source : 220-240V, 50/60Hz



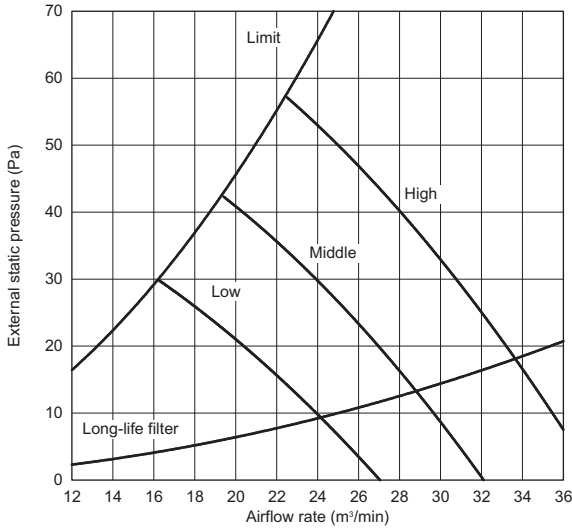
6. FAN CHARACTERISTICS CURVES

Ceiling concealed (High static pressure type)

PEFY-P-VMHS-E

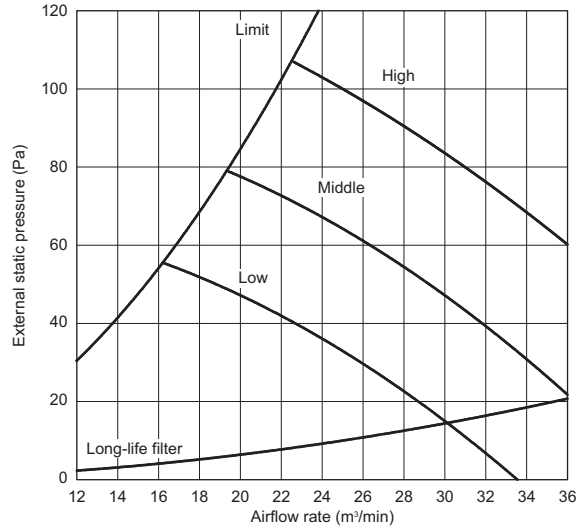
PEFY-P80VMHS-E

External static pressure : 50Pa
Power source : 220-240V, 50/60Hz



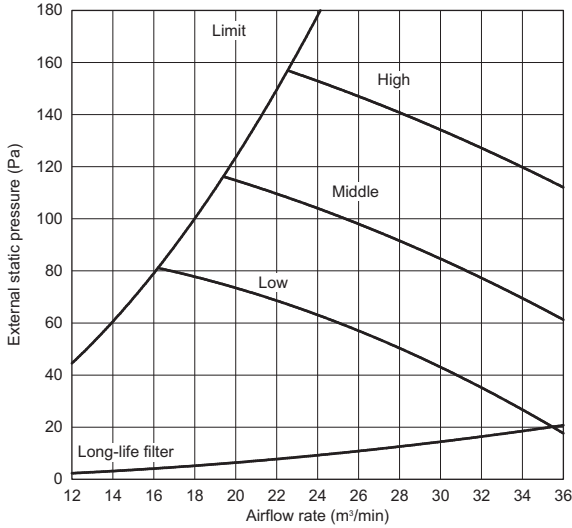
PEFY-P80VMHS-E

External static pressure : 100Pa
Power source : 220-240V, 50/60Hz



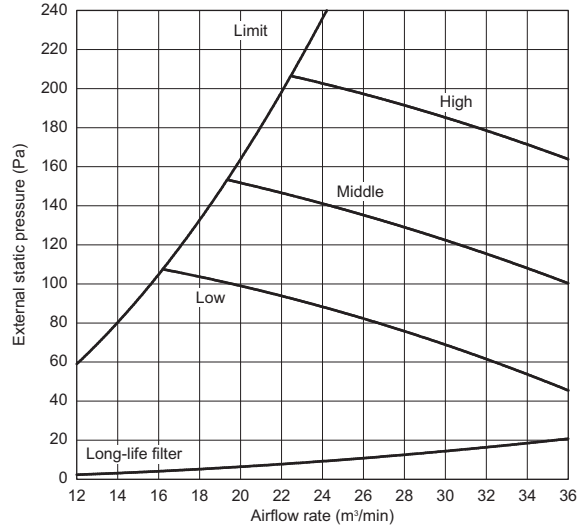
PEFY-P80VMHS-E

External static pressure : 150Pa
Power source : 220-240V, 50/60Hz



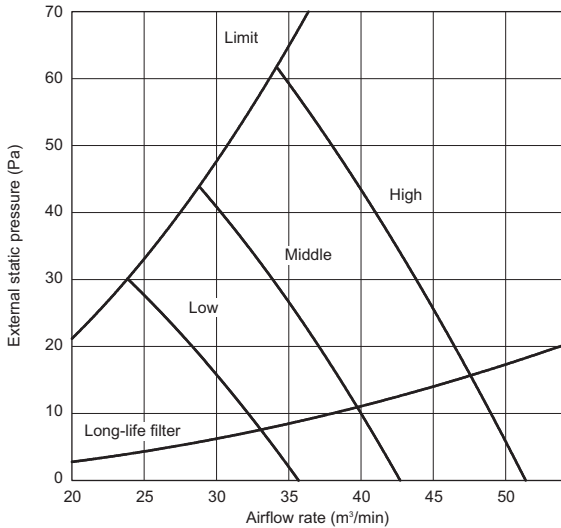
PEFY-P80VMHS-E

External static pressure : 200Pa
Power source : 220-240V, 50/60Hz



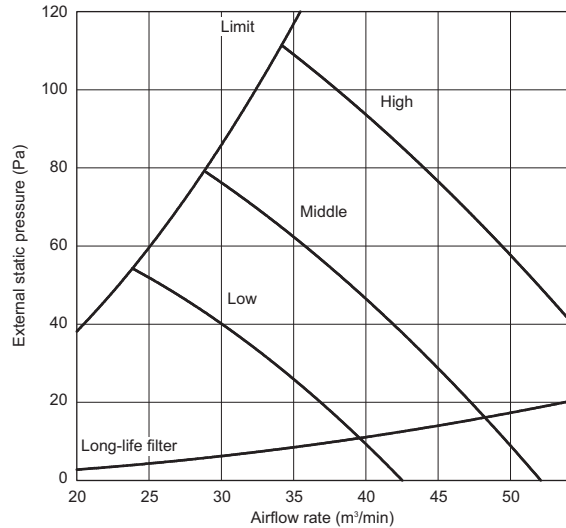
PEFY-P100, 125VMHS-E

External static pressure : 50Pa
Power source : 220-240V, 50/60Hz



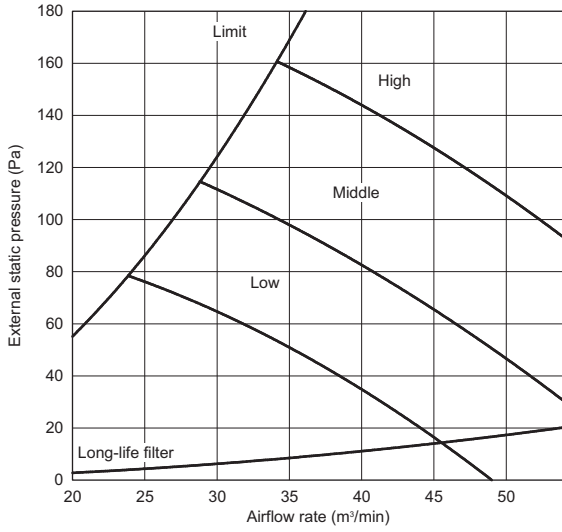
PEFY-P100, 125VMHS-E

External static pressure : 100Pa
Power source : 220-240V, 50/60Hz



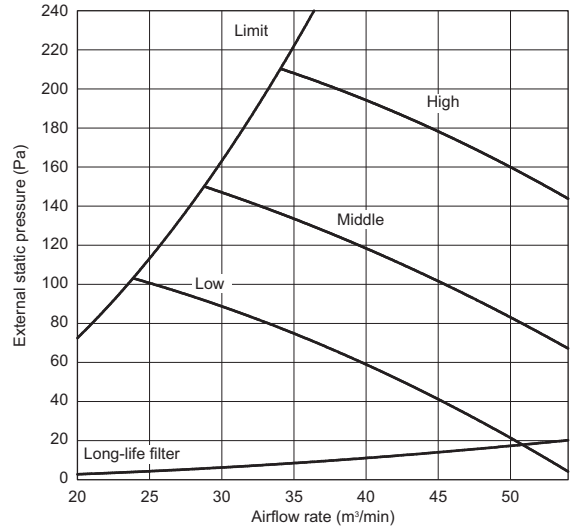
PEFY-P100, 125VMHS-E

External static pressure : 150Pa
Power source : 220-240V, 50/60Hz



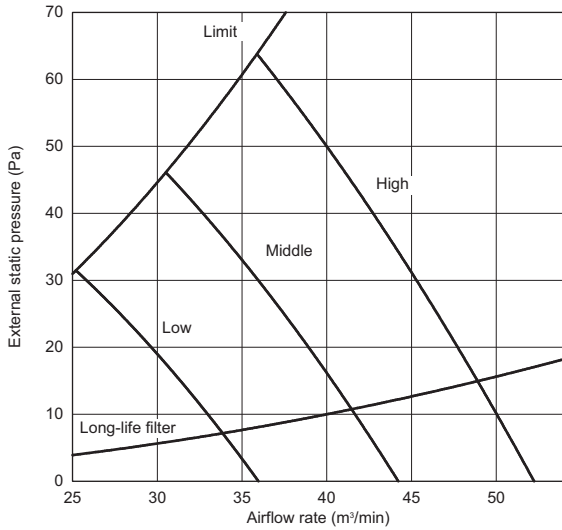
PEFY-P100, 125VMHS-E

External static pressure : 200Pa
Power source : 220-240V, 50/60Hz



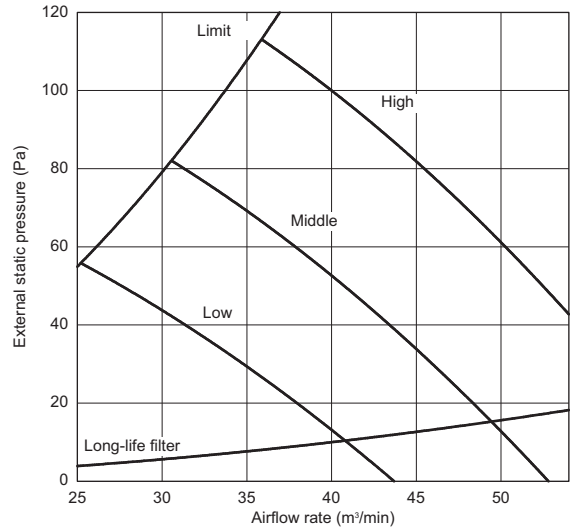
PEFY-P140VMHS-E

External static pressure : 50Pa
Power source : 220-240V, 50/60Hz



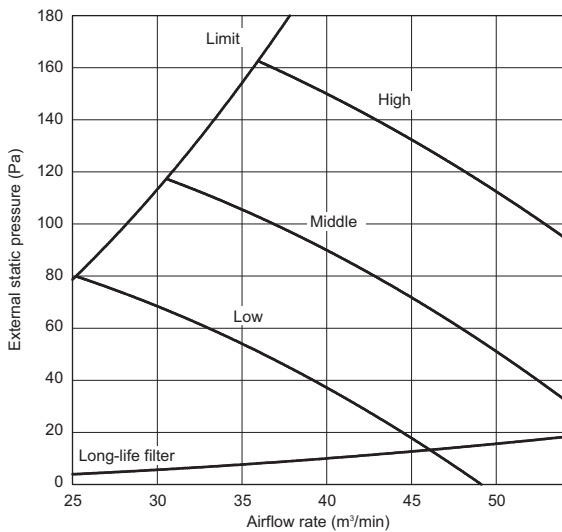
PEFY-P140VMHS-E

External static pressure : 100Pa
Power source : 220-240V, 50/60Hz



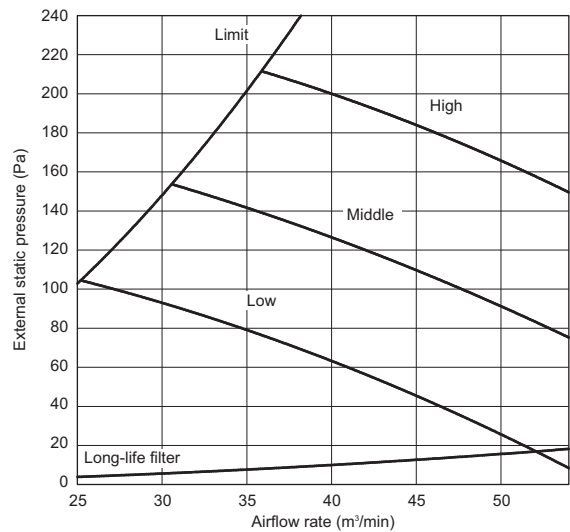
PEFY-P140VMHS-E

External static pressure : 150Pa
Power source : 220-240V, 50/60Hz



PEFY-P140VMHS-E

External static pressure : 200Pa
Power source : 220-240V, 50/60Hz



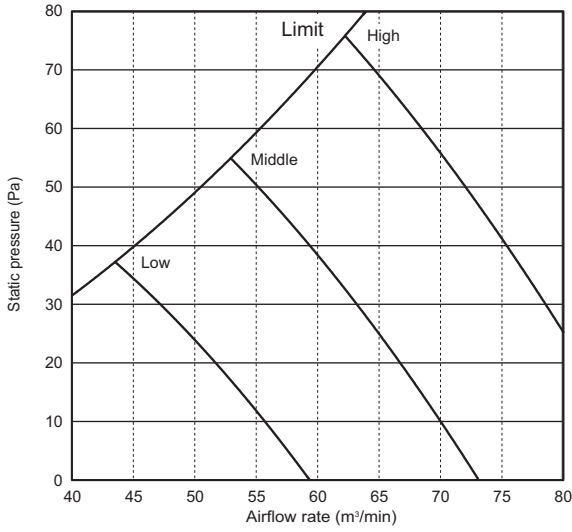
6. FAN CHARACTERISTICS CURVES

Ceiling concealed (High static pressure type)

PEFY-P-VMHS-E

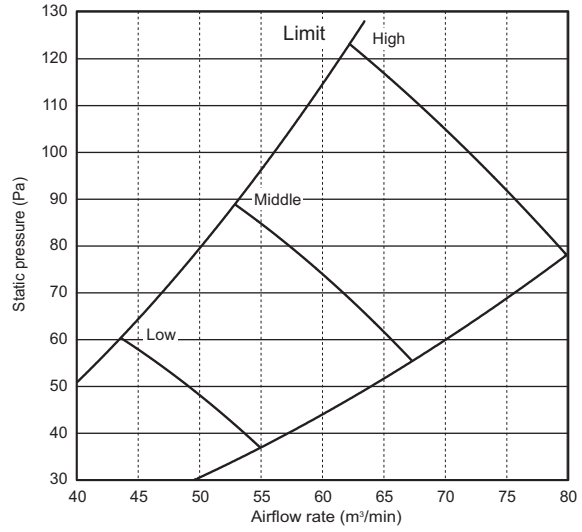
PEFY-P200VMHS-E

External static pressure : 50Pa
Power source : 220,230,240V, 50/60Hz



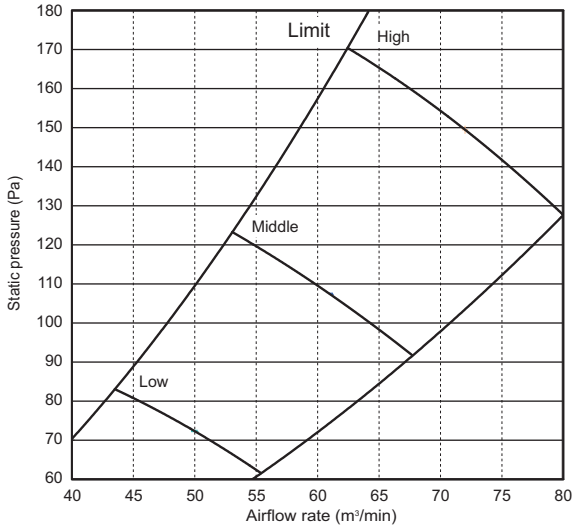
PEFY-P200VMHS-E

External static pressure : 100Pa
Power source : 220,230,240V, 50/60Hz



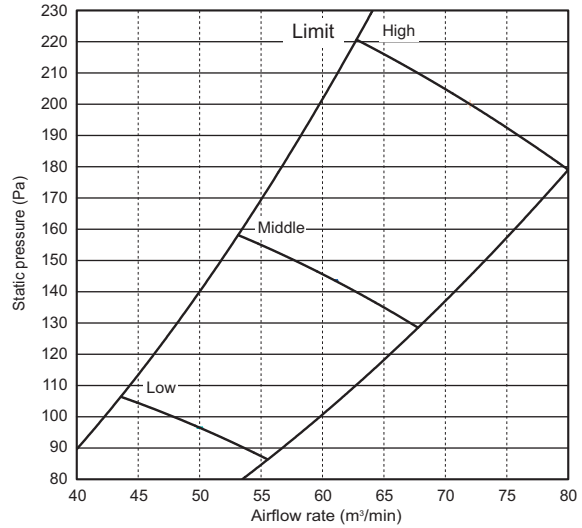
PEFY-P200VMHS-E

External static pressure : 150Pa
Power source : 220,230,240V, 50/60Hz



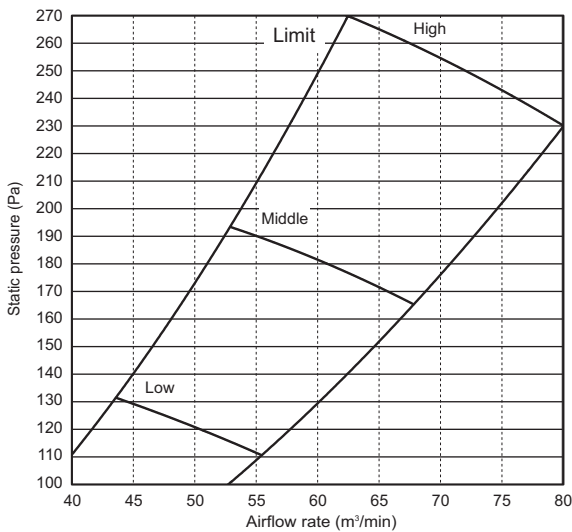
PEFY-P200VMHS-E

External static pressure : 200Pa
Power source : 220,230,240V, 50/60Hz



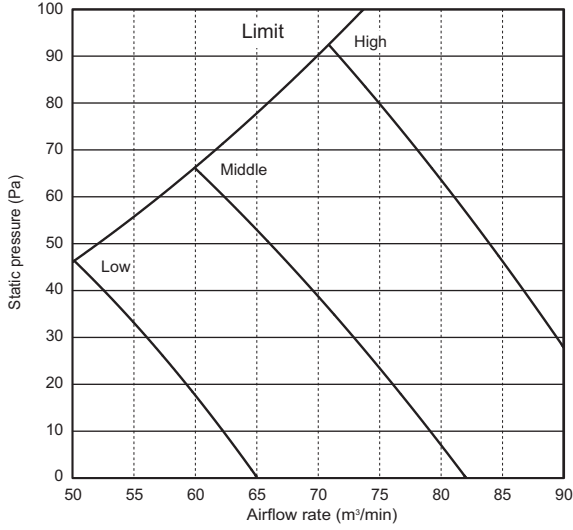
PEFY-P200VMHS-E

External static pressure : 250Pa
Power source : 220,230,240V, 50/60Hz



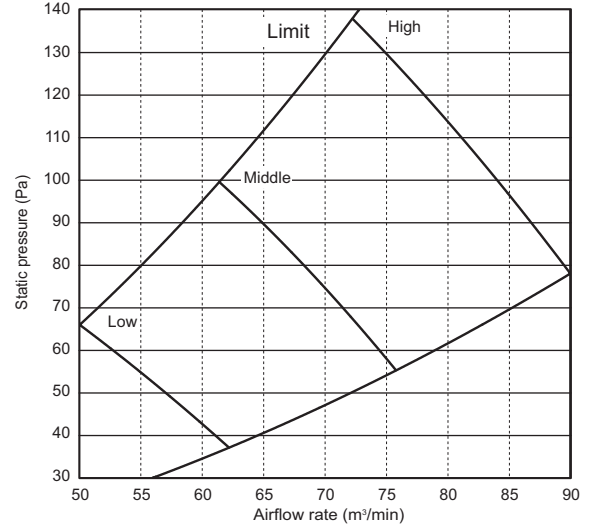
PEFY-P250VMHS-E

External static pressure : 50Pa
Power source : 220,230,240V, 50/60Hz



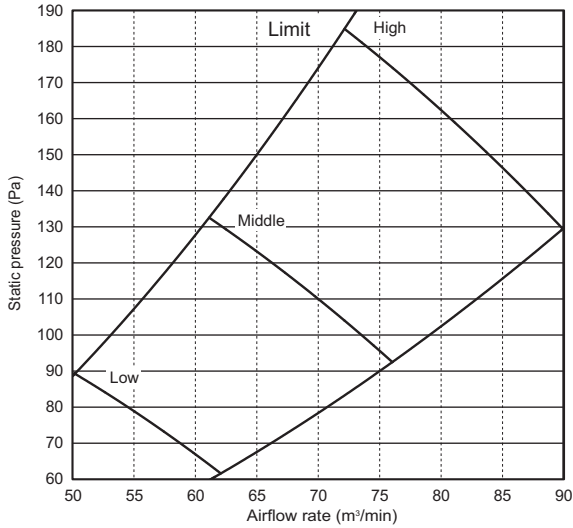
PEFY-P250VMHS-E

External static pressure : 100Pa
Power source : 220,230,240V, 50/60Hz



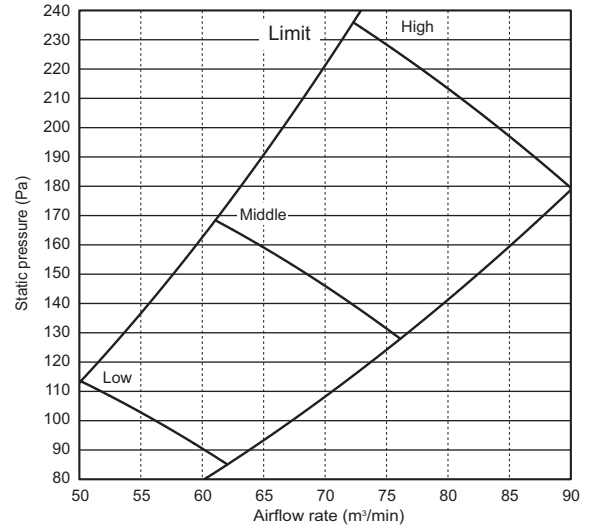
PEFY-P250VMHS-E

External static pressure : 150Pa
Power source : 220,230,240V, 50/60Hz



PEFY-P250VMHS-E

External static pressure : 200Pa
Power source : 220,230,240V, 50/60Hz



PEFY-P250VMHS-E

External static pressure : 250Pa
Power source : 220,230,240V, 50/60Hz

